



FORTIGATE 40F



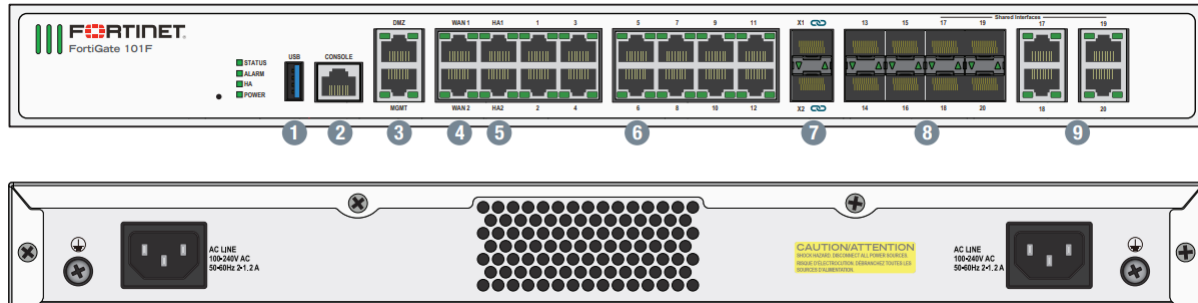
- | | | |
|------------------------|------------------------------|---|
| 1. 1 USB Port | 4. 1x GE RJ45 FortiLink Port | 7. Weight 2.2 lbs. |
| 2. Console Port | 5. 3x GE RJ45 Ethernet Ports | 8. IPS Throughput 1 Gbps |
| 3. 1x GE RJ45 WAN Port | 6. Input Rating 12Vdc, 3A | 9. Threat Protection Throughput 600 Mbps |

FORTIGATE 60F



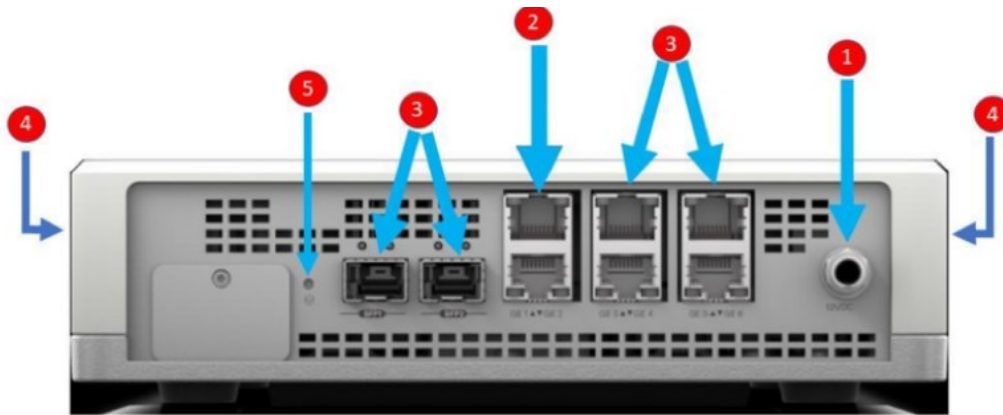
- | | | |
|------------------------|------------------------------|---|
| 1. 1 USB Port | 4. 1x GE RJ45 DMZ Port | 7. Weight 2.23 lbs. |
| 2. Console Port | 5. 2x GE RJ45 FortiLink Port | 8. IPS Throughput 1.4 Gbps |
| 3. 2x GE RJ45 WAN Port | 6. 5x GE RJ45 Internal Ports | 9. Threat Protection Throughput 700 Mbps |

FORTIGATE 100F




- | | | |
|-------------------------|-----------------------------------|-----------------------------------|
| 1. 1 USB Port | 5. 2x GE RJ45 HA Ports | 7. 4x GE RJ45/SFP Shared Media |
| 2. Console Port | 6. 12x GE RJ45 Ports | 8. IPS Throughput 2.6 Gbps |
| 3. 2x GE RJ45 MGMT/DMZ | 7. 2x 10 GE SFP + FortiLink Ports | 9. Threat Protection Throughput |
| 4. 2x GE RJ45 WAN Ports | 8. 4x GE SFP Slots | 1 Gbps |

EDGE 6X0 SERIES BACK (EDGE 610, EDGE 620, EDGE 640 & EDGE 680)



- | | | |
|--|--|---|
| 1. Power Connections
AC Input—(100-240V), 50-60Hz | 2. Default LAN Connections
Ports GE1, GE2 | 3. Default WAN Connections
Ports GE3-6 or SFP1-2 |
| 4. Wireless WAN Connections | 5. Reset Buttons | |

EDGE 6X0 SERIES FRONT



Service Indicator - Displays the status of the unit, the WAN connection

- Red- There is no active WAN connection.
- Yellow - There is an Internet connection, but the device has not been activated
- Green - A valid Internet connection and SD-WAN tunnel is detected (via one of the WAN ports)
- Blue - The device is a functioning standby in a High Availability (HA) configuration.